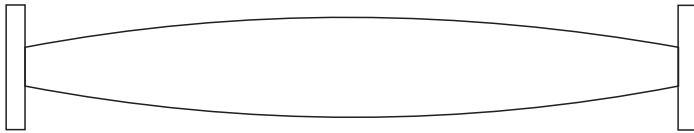
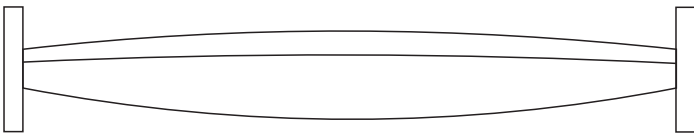


## MULTI-CENTRE SPINDLE DESIGNS

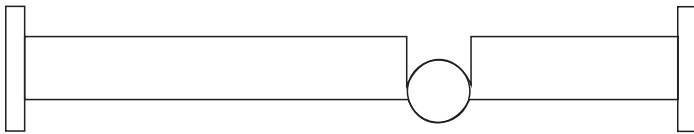
These design ideas may be included in any spindle work. As drawn they may be a lamp stem, hat stand stem. Or the ends may be altered to make them into candle holders, mallet handles, or parts of other decorative work.



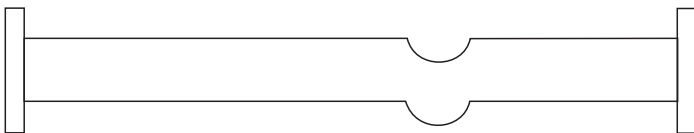
Two-sided and curved.  
The width of the oval is determined by the wood size and the finished shape by the offset distances.



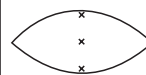
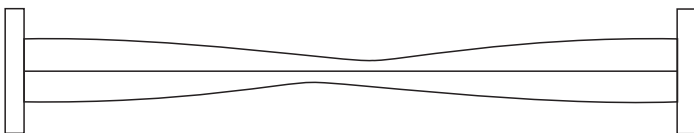
Three-sided and curved.  
The width of the oval is determined by the wood size and the finished shape by the offset distances.



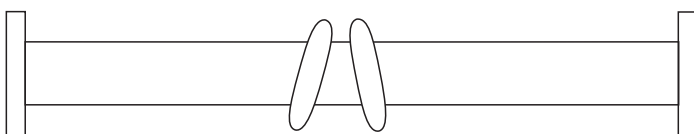
Ball in the middle.  
The offset must be less than half the diameter of the main part of the spindle



Hit in the middle.  
The offset must be less than half the diameter of the main part of the spindle



Oval and wiggled.  
To get the wiggled appearance the narrow points are not opposite.



Angled saucers.  
The offsets used are on opposite sides of centre.