


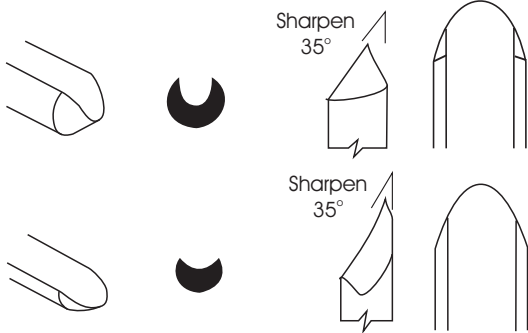


### 35° Bowl and Spindle Gouges.

Set the leg of the tool holder parallel to the chisel shaft.

Set the slide distance using the 35° spacer.

Rotate the chisel on the stone.



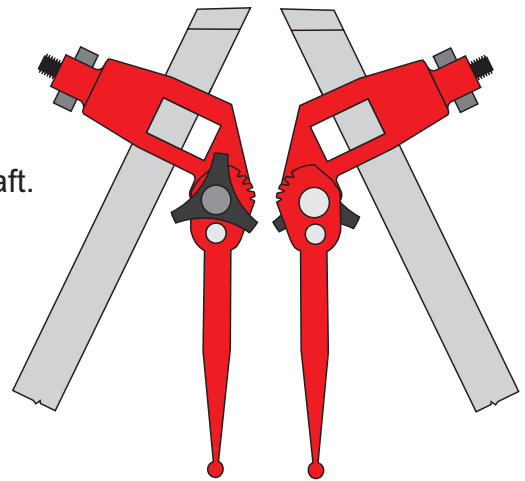
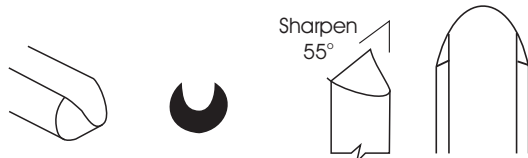
ALL GOUGES

### 55° Bowl Gouges.

Set the leg of the tool holder parallel to the chisel shaft.

Set the slide distance using the 55° spacer.

Rotate the chisel on the stone.



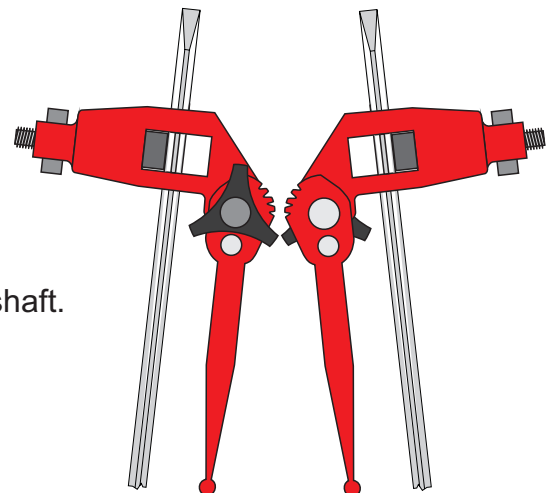
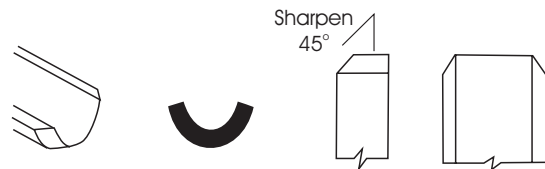
SKEW

### 45° Roughing Gouge.

Set the leg of the tool holder parallel to the chisel shaft.

Set the slide distance using the 45° spacer.

Rotate the chisel on the stone.



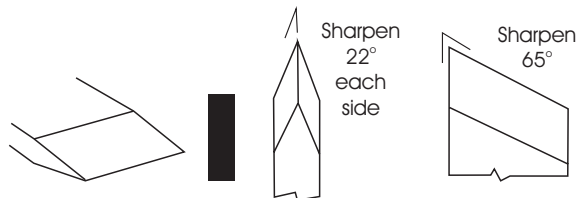
PARTING TOOL

### Skew Chisel

Set the leg of the tool holder 35° to the chisel shaft.

Set the slide distance using the 35° spacer.

Flip flop the chisel on the stone.



### Parting Tool

Set the leg of the tool holder parallel to the chisel shaft.

Set the slide distance using the 35° spacer.

Flip flop the chisel on the stone.

