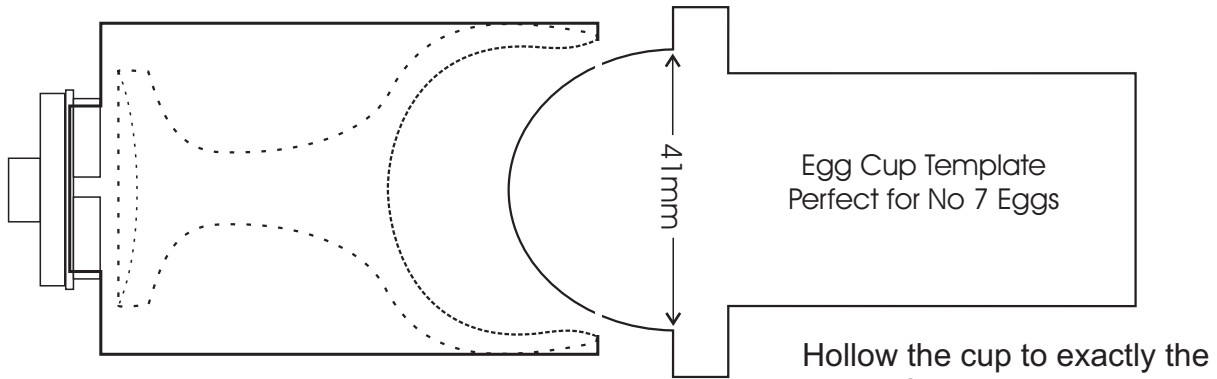
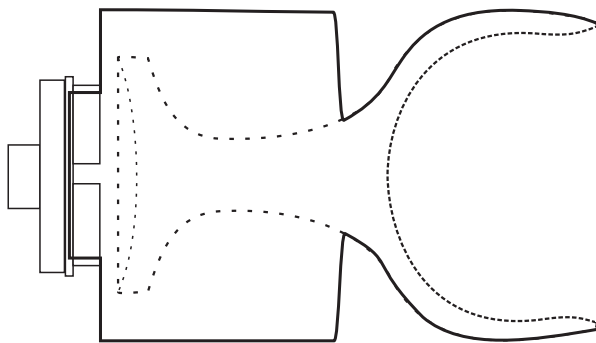


An Egg Cup

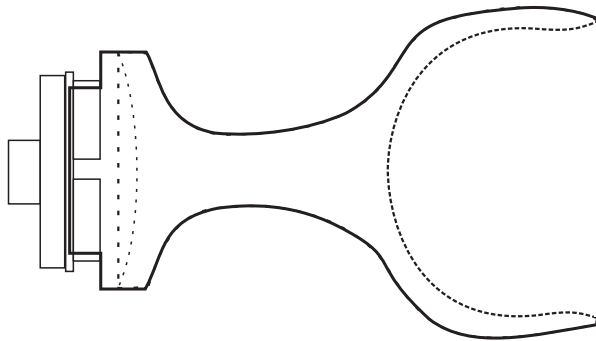
Mount a block to make the egg cup size to match the template in a scroll chuck. The grain should be lengthwise - running between head and tail of the lathe. After mounting thin the block down to almost the desired outside diameter for the cup.



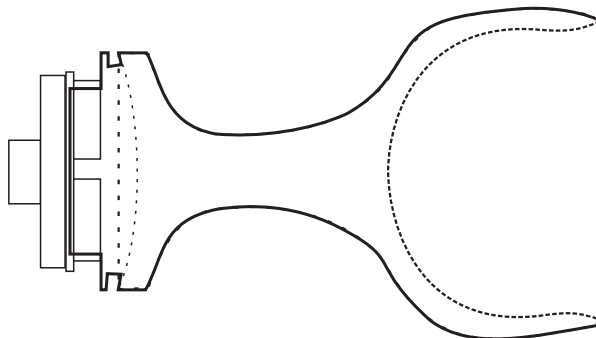
Hollow the cup to exactly the width of the template.
Sand the inside.



Shape the outside of the cup.
The wall thickness does not need to be even and may thicken as it goes down.



Cut the foot to its finished diameter.
Cut the stem down to size.



Cut the start of the parting off.
Sand and finish the outside of the egg cup.

Part off and hand finish the bottom.