

TurningTalk

Turning Tomorrow's Treasures

Issue No 161

Newsletter of the South Auckland Woodturners Guild

December 2007

In this issue:

Calendar, Coming Events	2
Editorial	2
Aoraki Course Pilot	3
OT Group's project	3
Annual Sale	3
Christmas Function	3
Royal Easter Show	4
Vacuum Chucking	5
Terry's Hot Tips	6
Turning Tools Open Day	7

SAWG COMMITTEE

President

Michael Bernard 09 425 6782

Vice President

Dick Veitch 298 5775

Past President

Farouk Khan 580 2366

Secretary

Tom Pearson 575 4994

Treasurer

Cathy Langley 630 2091

Editor

Mike Clausen 525 3586

Members:

Mac Duane, Terry Meekan,
Gordon Pembridge,
Don Wood, Terry Scott,
Les Sivewright, Bob Yandell.

Webmaster

Rex Haslip 267 3548

Club Meetings:

Wed nights - 7.00 pm
(Doors open - 5.00 pm)

Club Rooms:

Papatoetoe Community
Centre, Tavern Lane,
Papatoetoe,
South Auckland, NZ

Contact us:

Website: www.sawg.org.nz

Secretary - Correspondence:

12 Kirkmay Place,
Kohimarama, Auckland
tom.pearson@xtra.co.nz

Newsletter contributions:

4/4 William Ave, Greenlane,
Auckland 1061
cheers@slingshot.co.nz

The Pohutukawa

New Zealand's Christmas Tree



The Pohutukawa is a coastal evergreen tree of the myrtle family that produces a brilliant display of red flowers made up of a mass of stamens which flower from November to January with a peak in mid to late December (New Zealand's Summer period), hence the nickname the New Zealand Christmas tree. It grows up to 20 metres in height with a spread of 38 metres and can be found in most North Island coastal cities and in the northern South Island.

Pohutukawa wood is a rich deep red-brown, heavy, strong and durable. It is extremely unusual to find a straight millable trunk, with most trees having multiple leaders spreading from close to ground level. The naturally curved shapes were used extensively by the early colonial sailors for ships' structural elbows and knees. The wood invariably has a tortuous grain, and is very dense and hard to work. Colour ranges from soft pinks through to rich reds and tans with black streaks in older wood. Spalting (decay), bark inclusions and compression stress produce attractive grain patterns, and, while challenging to the turner, the wood produces a great finish. Many excellent exhibition and artistic pieces are made from Pohutukawa.



Christmas Greetings

With Every Best Wish for the coming Christmas Season
to all our Readers and their Families
And may your New Year be one of
Fulfilment and Happiness -
from
The President and Committee, SAWG

Club calendar



Fourth Term 2007

All the activities listed here are in our clubrooms in the Papatoetoe Stadium Community Centre, Tavern Lane, Papatoetoe.

On our regular Wednesday evenings, the official meeting starts at 7.00pm. For those wishing to make use of the machinery, do some shopping, check out our library, get a little extra advice, or just socialise, the doors open at 5pm.

We have a Table Prize for each term. This is your work on display - lessons learned (half-finished, flawed, or failed), to the best you can do, brought to the 'show-and-tell' table each meeting.

Wed 5 Dec Mallet making - Mac Duane & Terry Meekan

Sat 10 Dec Working Bee - starts 8.30am. Join the team for a final cleanup for 2007.

Wed 12 Dec Last night of the Year when we wrap the gifts for *Kidz First* and we give out some **old and new awards** to members. This is also the last night of the Term when your **Term Project work** will be on display and the best one selected. **Photos** also taken for **Treeworkx Competition** and club records.
(Please bring a plate for supper)

Term One 2008 starts 6th February

Wed 6 Feb Opening Night for 2008
Term Project: a Goblet - Mac Duane

Sat 9 Feb Working Bee. Doors open 8:30am.
There are always cleaning tasks and repairs to be done - your chance to put back into the club.

Wed 13 Feb Multi-axis burl - Terry Scott

Sat 15 Feb Ornamental Turners. Starting 1pm.
Learn and share in this precision art. Your chance to help make some Rose-engine lathes.

Wed 20 Feb Ladles and spoons
- Michael Bernard

Wed 27 Feb Child's chair - Norm Jenner

Sat 1 Mar Upskills Morning. Doors open 8:30am. Improve your skills, or help others to improve. Or just come along, turn some wood.

New SAWG LIFE MEMBERS AWARD on last night of 2007

The Life Members have decided to introduce their new award on the final night of this Term.

The Award for Excellent Woodturning will be in the form of a voucher for a store selected by the Life Members. All Guild members are invited to place their best work on a competition table on the night to be judged by Life Members. If there are insufficient entries, or the judges consider them to be of inadequate quality, then no award will be made. This award shall be made annually on the last night of the fourth term, or at the end of each term depending on funds available in March of each year. Anyone may make an anonymous donation to this award.

Coming events

3 to 24 December 2007.

South Auckland Woodturners Guild. Annual Sale of Woodturning. Accent Point Shopping Centre, Papakura.

2008

19 and 20 January 2008.

Levin AP&I show. Including a show and sale of Kapiti Woodworkers Guild's work.

23 Feb - Sat Turning Tools Open day - at the SAWG Clubrooms - see page 7 for details.

29 Feb - 2 Mar Waimate Woodcraft EXPO

8 Mar 2008. "Six Span Turn-a-Round".

South Otago Woodcraft Inc. To be held at their clubrooms, 18 Crown Street, Balclutha.

7 to 9 Mar 2008.

Lake Taupo Woodturning Jamboree

to be held at the Spa Hotel Taupo. For further info contact, Robbie Graham, Ph: 07 377 0469 or by email robbie@wildwoodgallery.co.nz

20 to 24 Mar 2008. Auckland Royal Easter Show.

In the Art Hall, ASB Showgrounds.

Competition entry forms due by 8 February 2008.
(See Entry Schedule for details on page 4)

18 May 2008.

Manawatu Woodworkers Guild. Open Day and Interclub competition

Arena 5, Waldegrave Street, Palmerston North.

For more details on these and other events, nationwide and overseas, check out the latest update on "What's On" in the NAW website -

www.naw.org.nz/whatson.htm

Editor's Corner

What a year it has been! Dynamic and breathtaking come to mind! Some brief highlights were -

Guild's AGM in May - a new President, VP (and a new Editor for the newsletter)

NAW AGM in July at our club - their best to date

NAW *Symposium 2007* in Hastings, a great event

Recognition of NAW Founder Ken Sager

Participation 2007, our best yet 3-day event

Royal Easter Show -our members' many successes

Gordon Pembridge's big break-throughs in the NZ and USA prestige gallery markets

OT group taking up Rose-engine lathe DIY challenge

Memorable club demos, including: Geo Flavell, Rolly

Munro, "JR"; John McKinven's course; (Terry Scott

presenting at 28th AAW Utah Symposium); spinning

tops 'all-in' session; "Ready, Steady, Turn" night; Aussie

Brendan Stemp's magic; as well as our own Cathy, Dick

and Terry and young beginner Luke Crowson

Life Memberships to Terry Scott and Dick Veitch

Our membership increased to more than 150

Exciting new growth plans for 2008 - and on it goes.

Have a great break over Christmas - we'll all need it!

Merry Christmas and a Happy New Year!

Club activities

It's Party Time!

SAWG Christmas Dinner



"Old Flame Memory Lane" Restaurant

Conifer Grove Shopping Centre
Walter Stevens Drive,
CONIFER GROVE

Saturday 22 December

Socialise from 6pm - Dine @ 7pm

(Cost - \$45ea. plus beverages)

Aoraki Polytechnic Beginners Course

The inaugural pilot course for the Certificate in Woodturning was a great success. The rate of the course was steady and Terry Meekan had assistance from Mac Duane and Dick Veitch, on the first day, which ensured the attendees had the right level of support at the beginning. Mac was kept busy sharpening the skewers as all gained confidence with this chisel.

The balance of time between instruction and hands on was good. All participants undertook use of the range of woodturning chisels and equipment necessary for producing the four projects required of them. The first project was the honey dipper and Terry's instruction on spindle turning resulted in all having success with their own. The next project was the goblet and again the use of the skew was further developed with the addition of learning how to sharpen. Participants also learnt and practised use of the spindle gouge, the use of a Jacob's chuck with a Forstner bit and tips on decoration. The next project was a bowl and this introduced the band-saw, methods of mounting, balancing the blank as well as the actual turning of a bowl.

The final project was the lidded box.



The weekend programme ran to time and there was an obvious improvement in skills. Many recognised what had caused their past failings and now know how to do it correctly. The need to be patient and have sharp chisels became apparent to all.

- Bob Yandell

THE GREAT SAWG CHRISTMAS WOODTURNING SALE

3rd-24th December

**BOWLS, PLATTERS, VASES,
TRINKETS, DECORATIVE BOXES,
TOYS & MORE**

**ACCENT POINT SHOPPING CENTRE
GREAT SOUTH ROAD, PAKAPURA**

Mon -Thurs 9am to 5pm

Friday 9am to 8pm

Saturday 9am to 4pm

Sunday 10am to 3pm



Ornamental Turners' New Lathes

A recent article in an American Association of Woodturners' magazine prompted our small group to undertake the

construction of a Rose-engine Lathe. Plans were obtained and sufficient mechanical parts have been locally machined to build up to six lathes. All have already been 'spoken for' by their builders but enquiries are always welcome. The MDF sections are being pre-cut and assembly is in progress.

The OT group meets at the Clubrooms on the 3rd Saturday of each month, 1pm.

Contact Mac Duane or Len Bacon for details on how to get involved.



Work in progress



The final goal



CARBA-TEC NEW ZEALAND LIMITED

Grant Oxenbridge

110 Harris Road, East Tamaki

PO Box 259 126, Greenmount, Auckland

Phone (09) 274 9454 Fax (09) 274 9455

Ph 0800 444 329 (orders only)

Email grant@carbatec.co.nz Website www.carbatec.co.nz

Royal Easter Show Entry schedules



WOODCRAFT SECTION

Thurs 20th March to Mon 24th March

Entries close 8th February 2008

Website: www.royaleastershow.co.nz

Entry Fees: Non Assn members - \$10 per item

Prize Money: 1st \$500 2nd \$250 3rd \$100

Entry Forms and details may be obtained from the above website or from the SAWG clubrooms.

CATEGORIES

There shall be ONE class for all entries

26020 Bowls

Wooden items, which may be decorated with other materials, not exceeding 250mm in width at the extremities, which have been turned to a bowl shape on a lathe.

26021 Large Bowls

Wooden items, which may be decorated with other materials, exceeding 250mm in width at the extremities, which have been turned to a bowl shape on a lathe.

26022 Plain Bowls

Wooden items with no decoration, colouring, texturing or embellishment which have been turned to a bowl shape on a lathe. There is no size prescription.

26023 Plates/Platters

Wooden items, which may be decorated with other materials, which have been turned to a plate/platter shape on a lathe. The height must not exceed 20% of the diameter. eg: a 250mm diameter piece must not exceed 50mm in height.

26024 Hollow Forms / Vases

Hollow forms are wooden items, which may be decorated with other materials, which have been hollowed while turning on a lathe through a hole which is significantly smaller than the diameter of the finished work. Vases are wooden items, which may be decorated with other materials, which are at least twice as high as they are wide and have been hollowed while turning on a lathe through the main opening.

26025 Domestic Ware

Wooden items principally created on a lathe which may be decorated with other materials. This includes items such as rolling pins, spoons/scoops, egg cups, goblets, salt/pepper shakers, egg timers, amp stands, stools, and any other turned wooden items the turner believes to be utilitarian in a domestic situation.

26026 Lidded Boxes

Any wooden item turned on a lathe with a turned lid that fits into or over the body of the work.

26027 Ornamental

Any ornamental, sculptured or abstract item made of wood involving some use of the lathe in the making and Carved Turning being any item with more than 50% of the surface carved or textured.

26028 Woodcarving

Any item carved from a single piece of wood not exceeding 400mm x 400mm x 900mm.

26029 Pictures in Wood

Marquetry, intarsia, and scrollsaw work which creates a recognisable picture from one or many pieces of wood.

ALSO to be AWARDED

Supreme Exhibit in Show \$500

To be judged from all category winners

Best Overall Woodcrafter \$500

For most points over all categories.

Best Item by a First Time Entrant \$100

For the best entry by a person who has not previously entered items in this competition and has not won another prize in this competition.

The Aucklander Prize \$50

For the best entry by a resident of the Auckland Region who has not won any other prize in this competition.

Youth Award \$50

For the best entry by a full time primary, intermediate or secondary school student.

For further details: Email: dveitch@kiwilink.co.nz
or phone Mac Duane 09 299 6286



**Tool & Industrial
Supplies Ltd**

Kris Keeman
Sales Director
Tool & Industrial Supplies Ltd
Mob: (027) 226 9662

Ph: (09) 272 9191
Fax: (09) 272 9196
Website: www.tistools.co.nz
Email: kris@toolandindustrial.co.nz

44 A Neilpark Drive
East Tamaki
Auckland

P.O. Box 39673
Howick
Auckland

VIVIAN INDIGENOUS TIMBER
SPECIALISING IN RIMU

**Suppliers of Indigenous & Exotic Timber, solid table
tops and turning blocks**

Owners of one of the first areas of native bush registered
with a Sustainable Forest Management Plan in New Zealand
in 1995.



Ross & Heather Vivian
Box 7 Stratford,
TARANAKI, NEW ZEALAND
Ph/Fax (06) 765-5219
Email: H.RVivian@xtra.co.nz

Club night activities

Wed 21 November

Dick Veitch - *Vacuum Chuck*



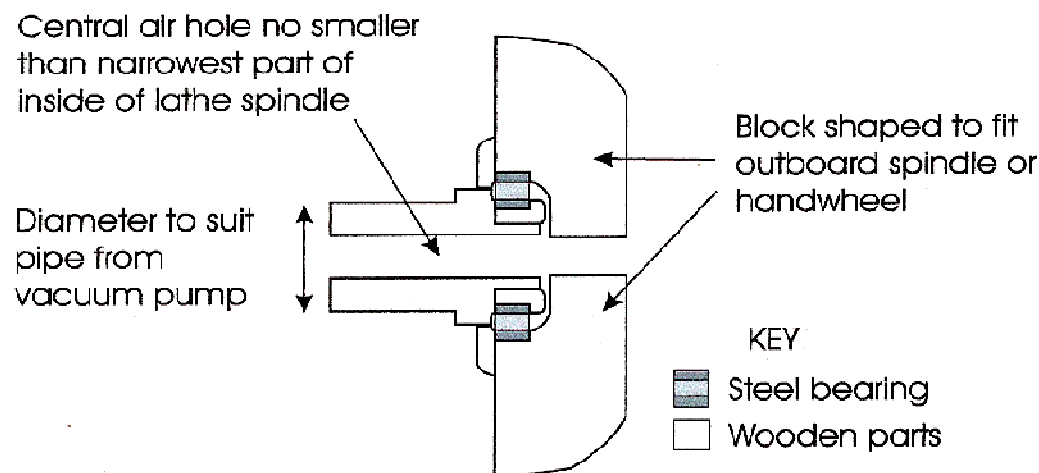
For many professionals, the vacuum chuck is an indispensable addition to their lathe's accessories, particularly for those engaged in bowl turning on a volume basis. For others, it offers a simple solution to the re-chucking of a partly completed bowl or platter for additional finishing work on its base. The "faceplate" can be shaped and padded to conform to a wide variety of bowl sizes and shapes and is quick and convenient to use. One method of setting up the connecting unit is detailed below.

A device using the suck of a vacuum pump to hold woodturning on the lathe for finishing cuts, polishing or other light work.

There are three main components: The vacuum pump, usually a vacuum cleaner; the connection to the lathe; and the faceplate.

The vacuum pump needs to be clean and in good working order. Some form of airflow control between the pump and the lathe is desirable.

The connection to the lathe may be on the outboard spindle or handwheel, or between the faceplate and headstock. The drawing below is for the outboard side.



CROSS SECTION OF VACUUM CONNECTION TO LATHE

The faceplate is a regular faceplate with a strong sheet of ply or mdf attached, cut round and dressed so that there is no wobble as it rotates. This surface does not need to be flat and may be shaped to fit a variety of work pieces. Foam rubber/plastic is glued to this outside surface.

This foam must be "closed cell" so that no air will pass through it. There are many types and thicknesses of closed cell foam. Choose one that is thin and robust.



Terry's Hot Tips

Pro-Mount test

Peter Hewitt sent me a Pro-Mount Detailing Stand to try and when the Courier arrived he handed me an unmarked box about the size of a large brick and weighing the same. What a pleasant surprise to open the package and find that, no, Mac Duane hadn't been up to his old tricks.

My first impression was the visible quality. I just couldn't wait to put all the bits together and see what this contraption was made for. However ALL that needed putting together was that the tool post supplied had to be screwed in. I should mention that the machining and finish made my new toy a thing of beauty indeed. Any toolaholic would love one of these just to polish every day. In no time at all the system was in my tool rest and I started playing with holding different sized bowls and platters for carving. The work can be moved around 4-axis points. This was all new to me, as in the past I have placed work pieces on a large bean bag in order to work on them. As you would expect, this caused a few mishaps as the piece moved at unexpected times or the Dremel bit caught in the pillow slip and made for some exciting moments.

I have to admit I found a problem at this stage with the Pro-Mount. When a large platter was in a chuck I wasn't able to get at the handles to adjust them as they were restricted by the underside of the platter. However, Dick Veitch kindly let me in on a wee secret. The body rotates 180 degrees so the handles are locking at the bottom. I stand corrected. It also can be used set up for a left hander.

The Pro-Mount was incredibly versatile to the extent that you don't know what to use it for next. At the moment I have a set of Cole jaws sitting in a chuck. Damned if I won't have to order some 600mm Cole jaws from over the ditch so I can really hold the big bits. It is comforting to know that feet can be carved onto the bottom while being securely held instead of rocking around on my trusty bean bag.

However it will be necessary to get the bench attachment that goes with the Pro-Mount, or a bench clamp. Being attached to the tool rest on the lathe means it can be a bit high and working on a piece all day could become tiring. Too often I find myself bending over the lathe with the work still in a chuck so now I can work in comfort and know I am not going to have the work fall to the floor after hours of detailing.

The Pro-Mount didn't break with my 'rigorous' testing methods, even after falling from where it was sitting on top of my headstock to the floor. Another addition is an index system.

Congratulations, Peter! I feel you have created a winner which will be put to the test by woodturners and carvers alike, but it will still stand up to the test of time.

STOP PRESS! There's more! After using it and writing this brief I decided I needed to have all the extras that come with the Pro-Mount (being the toolaholic that I am). I now have the bench-mount kit and foot plate. This means I can now move from using the Pro-Mount on the lathe to the bench mount, lowering the work height. Because of the tilt-angle axis points I can work with comfort from a bar stool rather than standing. My bar stool is a rotating type which helps my location to the work. You do lose one rotation axis on the table mount as the spindle can turn in the tool rest but is locked up on the shaft when in the bench mode. Peter assures me he is addressing this.

I made the discovery that, by setting up my Tanner out-board turning rig, I can work all around the piece being carved or textured. This would work equally well on the outboard stand on a Teknatool lathe.

I now also have a hollow-drilled post so a vacuum pump can be used to hold work, which will be great for ornamental carvers or drilling on the drill press. A whole new set of possibilities arrived in my small brain as to the uses. All my faceplates that are set up for vacuum chucking can now be used on the Pro-Mount!

It also comes with a plate that is used by carvers for holding different pieces on the Pro-Mount. That enables the carver to have numerous base plates that can be changed at will so you can work on more than one piece at a time.



In conclusion, I recommend you *don't* buy one of these rigs as you will have so much fun playing with the possibilities that you won't get any substantial work done for a few days!

My next project is to make a nice box to fit all the bits in. What for I don't know, as it will most probably always be on the bench or in the tool rest.

Cheers, Terry.

Pro-Mount is available from "Turning Tools Ltd" (Ian Fish). Prices are:

- Basic Tool (swivel mechanism, post for lathe chuck or faceplate - threaded to your requirements): \$177.00
- Basic Tool with Carver's spindle - post has top flange on which to fasten project: \$192.00
- Tool post to attach Basic tool to your lathe - in various sizes: \$36.00
- Bench stand (to screw/bolt unit to a bench): \$42.75; Table clamp (to clamp to a bench): \$75.00



Turning Tools Ltd Open Day 2008

(formerly Ian Fish Woodturning)



Where: South Auckland Woodturners Guild Clubrooms
Tavern Lane, Papatoetoe, South Auckland

When: Saturday 23 February 2008 9.00am - 4.00pm

Bring: Your lunch, cash, chequebook, Visa / MasterCard - and a very big bag to take home all your new toys.
Endless tea and coffee will be provided.

What's Happening?

As well as my shop offering Teknatool, Munro and Woodcut products, I've got **Shane Hewitt and Rolly Munro demonstrating**. I'll have some super specials - to be advised. These two woodturners go back to the early days of the woodturning renaissance in NZ, both are highly respected for their skill, their teaching ability and for just being great people. They'll each do a demo of about one and a half hours.

Treeworkx will be there with abrasives, wood, bowl blanks and flitches and Crown Tools.

Bring along your best piece of recent work. I'm keen to have an instant gallery of attendees' work with a lucky number prize for entrants. Prize is a Teknatool G3 chuck valued at \$199

There's going to be an auction - Shane and Rolly will donate their demonstration pieces, I'll put in some bits and pieces, and if any of you would like to donate stuff you are invited to contribute. Proceeds go to the South Auckland Woodturners' Education Fund. Please support this auction - it's a really worthwhile cause. If you don't wish to bid think about contributing something that someone else could bid on.

Entry fee is only \$10 for the whole day.

Numbers are limited to 100 so please register now. Last time we had a capacity crowd so don't delay.

Registration Form

Send \$10 to: Turning Tools Ltd
18c Roseberry Ave
Birkenhead 0626.
Auckland

Or email us at ipfish@xtra.co.nz

Please register me for the Turning Tools Open Day -

Name (Please print)

Phone

Email

I will pay by Visa / MasterCard

Number

Expiry date

Name on card

Or cheque enclosed.....

TIMBER

WOODTURNING BLANKS, SLABS & PLANKS
GOOD SELECTION TO CHOOSE FROM

RECUTTING AND MACHINING SERVICE

PHONE OR FAX 09 238 6197

JIM DOWNS

15 COULSTON RD., R.D.2, PUKEKOHE EAST

Mini Lathes - FREE Loans

The Club has a few mini lathes available for use by members, at no cost, in their home workshops, club events or in the clubrooms.

They come ready to go (just plug & play) complete with a Nova chuck and a set of tools.

Usually they are available for two weeks, but depending on demand, extra time can be arranged. Blanks for turning are available for purchase at the club shop.

Enquiries to Mac Duane, Tom Pearson
or a Committee member.



ORGANOIL
Natural Oil Timber Finishes

Based on Genuine TUNG OIL

**Hi-Speed Finishing Oil
for Woodturners**

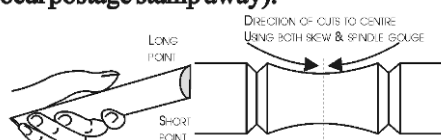
Distributed in New Zealand by Natural Oils Ltd
PO Box 25 352 St Heliers, Auckland 1005
Phone (09) 575 9849 Fax: (09) 575 9365
Website: www.natural-oils.co.nz

A BEGINNERS GUIDE TO WOODTURNING

Original artwork and text by George Flavell

Now in its fourth edition with 52 pages of clear line drawings and text specifically aimed at the learner turner. Safety, wood gathering, tools, spindle work, bowls, hollow forms, and more.

Just \$20.00 sent to the editor of this newsletter (more if you live further than a local postage stamp away).



If undelivered, please return to
The Editor, 4/4 William Ave,
Greenlane, Auckland 1061



Place
Stamp
Here