

# TurningTalk

Turning Tomorrow's Treasures

Issue No 176

Newsletter of the South Auckland Woodturners Guild

May 2009

## In this issue:

Coming Events	2
Editorial	2
Graeme Priddle demo	3
Creativity Reigns	4
DIY Lathe ballast box	5
Out 'n' about	6
Club night action	7
Notice - More awards	8
Sponsors' page	9

## SAWG COMMITTEE

### President

Dick Veitch 298 5775

### Vice President

Bob Yandell 537 3815

### Past President

Michael Bernard 09 425 6782

### Secretary

Tom Pearson 575 4994

### Treasurer

David Jones 630 2091

### Editor

Mike Clausen 525 3586

### Members:

Mac Duane, Cathy Langley  
Terry Meekan, Terry Scott,  
Gordon Pembridge, Les  
Sivewright, John Whitmore,  
Don Wood,

### Webmaster

Rex Haslip 267 3548

## Club Meetings:

Wed nights - 7.00 pm  
(Doors open - 5.00 pm)

## Club Rooms:

Papatoetoe Community  
Centre, Tavern Lane,  
Papatoetoe,  
South Auckland, NZ

## Contact us:

Website: [www.sawg.org.nz](http://www.sawg.org.nz)

Secretary - Correspondence:  
12 Kirkmay Place,  
Kohimarama, Auckland  
[tom.pearson@xtra.co.nz](mailto:tom.pearson@xtra.co.nz)

Newsletter contributions:  
[editor@sawg.org.nz](mailto:editor@sawg.org.nz)

Winners at...

## THE ROYAL EASTER SHOW 2009

Everything about the Art Hall at the Royal Easter Show this year seemed to shout "More, more, more". There were more paintings, more ceramics and pottery, more photographs, and more people had entries to the Woodcraft Section.

The really pleasing boost to woodcraft was the increase in the Carving Class. Wonderful work from newcomers to the show alongside some well known names – just a pity there were too few prizes to reward them all.

There were rewards aplenty and 67% of the artists from throughout the North Island went home with a prize. That is an amazing spread and should be a great attraction for future aspiring winners.

30 Awards were won by 9 SAWG members.

The judges comments were: *Please pass on my congratulations to all that entered, a great standard of work overall, just a little more attention to detail, form and finish can make all the difference in being considered for a prize.*

There is clearly plenty of room for simple, well made, woodcraft to enter and win.

Next year the classes will be very similar so you can start planning your entries now.



First: Class 37 Ornamental, and  
Supreme Exhibit in Show:  
- Gordon Pembridge



First: Class 32 Plain Bowls:  
"From the Sea" - Dick Veitch



First: Class 31 Large Bowls: "Kauri Boat Vessel"  
- Luke Crowsen



First: Class 36 Lidded Boxes:  
- Luke Crowsen

## SPECIAL AWARDS

Youth Award - Luke Crowsen

Best Overall Woodcrafter -

Terry Scott and Dick Veitch

Supreme Exhibit in Show -

"Back Country Stream" - Gordon Pembridge

Photos and  
report:  
- Dick Veitch



First: Class 35 Domestic Ware:  
Swamp Kauri pepper mills  
- Bruce Hannah



First: Class 33 Plates/Platters  
"Stunner" - Mike Lewis



First: Class 34 Hollow  
Forms/Vases: "Butterflies"  
- Terry Scott

## Club calendar

All the activities listed here are in our clubrooms in the Papatoetoe Stadium Community Centre, Tavern Lane, Papatoetoe.

On our regular Wednesday evenings, the official meeting starts at 7.00pm. For those wishing to make use of the machinery, do some shopping, check out our library, get a little extra advice, or just socialise, the doors open at 5pm.

We have a Table Prize for each term. This is your work on display - lessons learned (half-finished, flawed, or failed) to the best you can do, brought to the 'show-and-tell' table each meeting.

### TERM 2 2009

- Wed 6 May** Rings in Bowls - Peter Williams  
**Sat 9 May** Working Bee - 8.30am - 10.30am  
Ornamental Turning - from 11am  
**Wed 13 May** **ANNUAL GENERAL MEETING**  
Demo: **Liming** - Rex Haslip Come along and have your say. Bring a plate for supper afterwards.  
**Wed 20 May** Christmas Crackers - Bob Yandell  
**Wed 27 May** Carving - Graeme Mackay  
**Wed 03 Jun** Hands-on - Term project (Lidded boxes)  
**Wed 10 Jun** (To be advised)  
**Sat 13 Jun** Working Bee - 8.30am - 10.30am  
Ornamental Turning - from 11am  
**Wed 17 Jun** (To be advised)  
**Wed 24 Jun** (To be advised)  
**Wed 1 Jul** Final night of Term: judging, awards.  
Slide show: Easter Show and AAW Symposium, Albuquerque NM, USA

## Coming events

### YEAR 2009

- 13 May** SAWG Annual General Meeting  
**11 July** Treeworkx Open Day  
**17-19 July** Manawatu Round-up, Ashhurst  
**22 July** SAWG Special General Meeting  
**25 July** NAW AGM - Hastings  
**11-13 Sept** National Woodskills Festival, Kawerau  
**5 - 13 Sept** Franklin Arts Festival - note new date  
**Sep 25 - 27** SAWG Participation 2009  
**30th Oct-1st Nov** 'Spin Around' - Waitaki Woodworkers' Clubrooms, Oamaru Racecourse  
*For more details on these and other events, nationwide and overseas, check out the latest update on*  
[www.naw.org.nz/whatson.htm](http://www.naw.org.nz/whatson.htm)



The South Auckland Woodturners  
Guild  
is a member of the  
National Association of Woodworkers  
NZ Inc  
and the  
American Association of Woodturners



## Term 1 AWARDS

**Term Project Prize (Sphere)** - Terry Bennett  
**Table Prize (Most presentations)** - Ross Johnson  
**Life Members' Award (Best Item on the night)** -  
Bruce Powley

Congratulations to the winners and all those who participated.

## Trade news

Wattyl have opened a new Papakura Branch. Call ahead and with a days notice, Tuanei will have any wood turning coating product available at a great price for members.

Wattyl Trade Depot  
349 Great South Road  
Takanini

Phone 09 299 2137

**wattyl**

## Check these out...

Short of inspiration - tools - info? There are plenty of websites out there to help you out. Here is a small sample. Send in **your** favourites to add to the list.

**Tools:** [www.treelineusa.com](http://www.treelineusa.com)  
[www.woodcraft.com](http://www.woodcraft.com)  
[www.woodturner.org](http://www.woodturner.org)  
**Ideas:** [www.sawg.org.nz](http://www.sawg.org.nz)  
[www.naw.org.nz](http://www.naw.org.nz)  
[www.neilandlizscobie.com](http://www.neilandlizscobie.com)  
[www.AndiWolfe@yahoo.com](mailto:www.AndiWolfe@yahoo.com)

## Situation Vacant -

### Ideal for a semi-retired woody and partner!

#### Are you paying rent?

Here is an offer of **Free** rent in exchange for caretaking and gardening duties.

Two bedroom home/flat with attached garage in Papakura. Duties include 10 to 12 hours a week of lawn mowing, gardening and general property maintenance.

**Phone Terry: 021 998 493 or 09 297 7051**




## Editor's Corner

*Despite all the bad news flooding over us at these times we are indeed very fortunate with so many blessings - a wonderful country, great friends and a fantastic club! Let's make the most of them, especially by freely sharing our skills, time and talents with others. Let's develop our own skills and constantly challenge ourselves to widen our horizons. As individuals, we can make a real difference. Good luck - and rub that bevel! - Mike Clausen.*



# Graeme Priddle workshop

Saturday 4 April 2009



Graeme Priddle shared six hours with us - hours packed full of his philosophy, creativity concepts, technical skills, and practical advice and experience on a wide range of woodturning aspects. It took him eight years of full-time woodturning to develop his own original style. Now his creative ideas come from a "pocketful" of life-time experiences, sometimes in his dreams! "Give yourself permission to play" were his opening words. "Create narrative objects that tell a story".

His demonstration covered, in depth, such things as planning and design; selecting the right woods and learning awareness of their characteristics; tool sharpening and proper use; off-centre turning techniques; hand and power carving; surface decoration; making of decorative hot wire brands; using decoration brands in combination; collaborating with other-media artists to broaden your thinking; and many other practical ideas. His advice included encouragement to everyone to put their work out amongst their peers for constructive critiquing. "Don't be disappointed if you don't win a prize - nobody makes the perfect piece - have a go!"

With his demo piece, Graeme demonstrated the use of a Kel McNaughton Eccentric Faceplate, to good effect. His off-centre bowl was the product of much detailed planning - and trial and error. Attention to detail in design and workmanship is "a given" in this type of work, but there were plenty of lessons for all levels of skills in his appreciative audience.



Another engrossing workshop from a master craftsman. Thank you, Graeme!

*Photos: Ross Johnson & editor.*





## Creativity reigns...

There are a lot of very talented people finding new and exciting directions for their woodturning. Aussie Brendan Stemp uses epoxy as a primary construction element in his bowl to open new opportunities, others use highly developed technical skills, creativity and great attention to detail (immense patience) to challenge and inspire the rest of us.

*The other images come from an unidentified source. Information, anyone?*



*by Brendan Stemp*



*"Fair vessel 2008"*



*"The Gift"*



*"e pluribus unum"*




*"Divided we fall"*

## Ray Lanham's 'Do-it-yourself projects'

### *Make your own...* **Lathe ballast tool-box**

Here's another crafty idea from Ray Lanham in Dallas, Texas, from his website Projects section.

It essentially comprises a solid, lidded base section containing two heavy duty plastic trays for sandbags. Above it is fitted a versatile tool box with a hinge-up front for a professional finish. His original project over four pages is more detailed but these illustrations should convey the basic plan. See below for details of his website and more information.



After loading the sandbags, the top of the ballast box (bottom of the tool box) was painted and screwed into position (see above). The toolbox was painted and screwed into position. The shelf was fitted and tool sleeves installed inside and out. Tools, calipers and other turning accessories were stored awaiting the first test drive.

If you have any questions, you may email me at

[ray.lanham@coeur-de-larbre.com](mailto:ray.lanham@coeur-de-larbre.com)

Website: [www.coeur-de-larbre.com](http://www.coeur-de-larbre.com)



*Many thanks, Ray. (Editor)*



# Out 'n' about...

## Club's annual demo at Cornwall Park Sunday 15 March

Nobody can remember when our club started attending the Cornwall Park "Craft in the Park" days, but it was started some 12/15 years ago with the Ellerslie Woodturning group, subsequently attended by SAWG. Woodturners have been their longest and most regular exhibitors. This year, the programme was brought forward to Autumn as an experiment to see if greater visitor numbers walk through.

Tom took along his midi Delta lathe and a table load of turning to wow the multitude. With a gloriously fine day outside, the punters mainly stayed out there listening to the band playing at the rotunda. However, the first visitor was there before opening time and small numbers of people came through for a look. Sixteen pens were made and given to the lucky visitors who happened to be there at the right time and six small sales were made. Favourites for the day were 'DoorMice' and pastry shapers. One potential new member was identified and it was a great opportunity to talk 'turning' to those interested. An enjoyable day in good surroundings with coffee and biscuits supplied to keep Tom turning. This is a regular opportunity which could be developed as the larger lecture room is available to us should additional turners wish to become involved next year.

Thanks to Philippa, Information Officer for the Trust Board, who looks after us each year.

- Tom Pearson



## Taupo Jamboree '09

Report & photos  
by Dick Veitch



"A great big old shed like that is just so much more comfortable than a flash new place". The old booze store at the Spa Hotel certainly is a great venue that Lake Taupo Woodworkers Guild has found for the Lake Taupo Woodturning Jamboree.



President Jack and his members did another great job preparing the place. Pushing all the carefully stored "bound to be useful some day" bits that were in the shed off to one side and hanging plastic curtains to contain the woodies (or keep them out of the "treasures"). Then there was room enough for everybody. A couple of power boxes ensured a supply for 41 lathes, three scrollsaws, and the bandsaw.



Taupo Guild President Robbie Graham and Ken Sager - "the Grandfather of NZ Woodturning"

The hotel restaurant just across the car park provided teas, lunches, and dinners of excellent quantity and quality. The two minute stroll from shed to dining shook off most of the shavings and showed us the nice weather outside the shed. With 114 people booked to be there turning wood and talking what reason other than food was there to leave the shed?



Sleeping, of course. The row of motel units just a few steps the other way were perfectly adequate for the occasion, but maybe a little too similar. One member entered the motel and found some bananas on the bench – nice of his mates to buy them – so one was consumed. Then upstairs to get something from his bag. Oh dear, wrong motel!

Pete Nisbet ran great raffles aided by sponsorship from: The Spa Hotel, Total Trade Supplies, Carters, Parts and Services, Whitcoulls, Paper Plus, Repco, Mitre 10, I T M Taupo, Taupo Event Centre, and Liquor Land.

The Competition and Instant Gallery tables needed watching as new items were added throughout the weekend. Some delightful work. The Competition prizes were sponsored by the National Association of Woodworkers, Turning Tools Ltd., and Treeworkx. Graeme McIntyre took the prize for Open Artistic with butterflies pierced and burnt into a rimu vessel. Ole JR showed he still has ability by taking the Traditional prize with an ash hollow form, with finial, stained and limed.

Graeme must also get the prize for heaviest lathe shift as he brought his Stubby – unmeasured kilograms of solid castings. Scamp's truck/double-deck motor home must have been the largest conveyance. Terry Scott's furniture trailer with three lathes was probably the best lathe supply, but someone may have had a greater number of small lathes. Turning Tools Limited would have eclipsed anyone for tool abundance and Treeworkx added their grand collection of tools, sandpaper and wood too. Outside the door Ross Vivian had fresh-cut miro, rimu, and other wood while Gordon Pritchard had a load of dry burl and treasures.

If I have forgotten to thank anybody, sorry, I was having too much fun to take good notes. I have already booked the second weekend of March 2010 to be there again.

## Club night action

### Wed 1 April **ORNAMENTAL TURNING** by Len Bacon

The machine that he wanted to show was a home-made rose engine. Six of these have been made by guild members. With this design the work piece swings from side to side whilst revolving on its main axis. The nature of the swing is determined by a rosette that is mounted on the drive shaft and bears against a fixed follower. The engine was designed to be hand cranked but Len has fitted a rotisserie motor to replace that operation. Also in the original design the work piece movement was limited to a two dimensions. Len has modified this by inserting a 'swash plate' on the drive shaft. This plate acts in a similar fashion to the rosette but controls front to back movement thus enabling three dimensional movements.

The cutting is provided by a router type tool held in a cross slide. The type and position of cutting bit together with the rosette and the swash plate designs determine the pattern that will be cut on the work piece.

Len demonstrated a typical movement with and without the swash plate. He showed the results obtained from a particular rosette and some of his other rosette patterns. He then explained how he makes a square lidded box from a cube of timber. The steps are:-

- Mount the cube on a scroll chuck in expansion mode.

- Turn out the middle to the desired shape leaving enough thickness at the base to make a lid.

- Move the cutter to the side of the piece and shape the outside.

- Reverse the piece onto a face plate disc or jam chuck.

- Turn outside of lid and form a knob sized to suit the compression jaws of the scroll chuck.

- Turn off the lid, remove body of box and mount lid using the knob.

- Turn out inside of lid.

He concluded with by showing a forming cut being made. Len brought various examples of OT work and explained what stage he has reached and where he intends to proceed next. We look forward to an update at a future meeting.

*Report: Jim Black*



## Term 2 Project - Lidded Box by Terry Scott

On the opening night for Term 2 - Wed 29 April, Terry offered us a very comprehensive exposition on how to make the designated Term Project - a lidded box. He had brought with him an impressive array of small boxes from his own lathe and also from masters like Richard Raffan, Guilio Marcolongo and others to illustrate the finer points of design - shape, proportions, fitting of lids, embellishment and decorative extras, choice and combinations of wood and other materials, and character (masculine/feminine). He also had a set of stackable boxes that he makes - a set of matching boxes of diminishing sizes that fit snugly inside one another. A set of thirteen is his highest number to date. He is always on the lookout for interesting decorative bits and pieces that can be incorporated in the lids, such as the carved African head, above right, and embossed buttons, below.

Stability of the timber, as well as its character, is an important factor to ensure the ease of fit of the lid over time, so while many items can be turned wet they need to be well dried before final turning. Illustrated are a number of the different stages in a project from the turning of a block of wood into a cylinder, separation of the lid, hollowing of the base and lid, and then the careful fitting of the lid, elegant shaping of the whole unit and finally the decorative elements for the finished box.

**See the Projects section on our website for full details on how to make your own bowl.**





# THE ROYAL EASTER SHOW 2009

More SAWG award winners



*Terry Scott*



*Terry Bennett*



*Andrew Bright*



*Terry Scott*



*Terry Scott*



*Dick Veitch*



*Terry Scott*



*Andrew Bright*



*Mike Lewis*



*Dick Veitch*



*Terry Scott*



*Mike Lewis*



*Mike Lewis*



*Mike Lewis*



*Dick Veitch*

## SOUTH AUCKLAND WOODTURNERS GUILD INC NOTICE OF SPECIAL GENERAL MEETING 7pm Wednesday 22 July 2009

### ORDER OF BUSINESS: Amendment to Constitution -

The Committee deems it desirable to register the Guild as a Charitable Organisation. This will have no direct impact on the day-to-day activities of the Guild but will improve several aspects of our financial management.

In order to satisfy the requirements of the Charities Commission in registering our Guild as a Charitable Organisation, we must satisfy the Commission that in the event of winding up of the Guild, any residual assets will be used for charitable purposes. An amendment to our Constitution is therefore required to include the words shown in bold print as indicated below. This meeting will be held as part of our Club Night on 22<sup>nd</sup> July. This change has been endorsed by the Committee and now requires approval at a Special General Meeting for which 2 months notice is given.

**Notice of Motion:** That the Constitution of The South Auckland Woodturners Guild Incorporated be amended as follows:-

#### Clause 14. DISSOLUTION

"If on dissolution of the Guild there is, after satisfaction of all debts and liabilities, any monies or properties of any description owned by the Guild, the same shall be disposed of **for a charitable purpose or purposes**, at the discretion of the members present at a Special General Meeting called for that purpose."

Tom Pearson  
Secretary  
The South Auckland Woodturners Guild Inc.  
1<sup>st</sup> May 2009



## TIMBER

### WOODTURNING BLANKS, SLABS & PLANKS

- GOOD SELECTION TO CHOOSE FROM -
- RECUTTING AND MACHINING SERVICE -

PHONE OR FAX 09 238 6197

**JIM DOWNS**

15 COULSTON RD, R.D.2, PUKEKOHE EAST

**MTL**

Motor Technologies  
Limited

Variable Speed  
Drives

Phone 09 917 1570  
Fax 09 917 1573



Suppliers of Abranet and Klingspor abrasives  
sandpapers, discs and belts.

- Richard Lawton -

Ph: (09) 575 7681

## GP SAWDOCTORS LTD

Alan Gater & Natalya Gater

21 Andromeda Crescent, East Tamaki, Auckland, New Zealand  
T: 09 274 1700 F: 09 529 9081 E: sales@gpsaws.co.nz



## MACHINERYHOUSE

Ph: (09) 2717 234 Fax: (09) 2717 237

Unit D/38 Highbrook Dr, East Tamaki 1701

PO BOX 276079 Manukau City

www.machineryhouse.co.nz email: info@machineryhouse.co.nz

**BRIWAX**  
The Professional's Choice



Razor-sharp, long-lasting  
edges for turners  
www.hunterwoodturningtool.com



All products available from the Watty Trade Depot  
15 Jack Conway Ave, Manukau.

Phone: Jason - (09) 263 6848.

**Special rates for SAWG members.**



**Tool & Industrial  
Supplies Ltd**

Kris Keeman

Sales Director

Tool & Industrial Supplies Ltd

Mob: (027) 226 9662

Ph: (09) 272 9191

Fax: (09) 272 9196

Website: www.toolandindustrial.co.nz

Email: kriskeeman@yahoo.co.nz

Unit 17/18  
19 Ormiston Road  
P.O. Box 64440  
Botany Town Centre  
Botany Downs  
South Auckland  
Auckland

## Turning Tools Ltd



Ian & Pauline Fish

18c Roseberry Ave  
Birkenhead, Auckland  
NEW ZEALAND 0626

Ph: 09 418 1312 Mob: 027 284 8815

Email: ipfish@xtra.co.nz



Richard Lawton

Phone: (09) 575 9849 Fax (09) 575 9365

www.naturaloils.co.nz

Suppliers of the following woodcraft products:

ORGANOIL - Natural Oils Timber Finishes

OSMO - Wood Finishes from Germany

LIBERON - Oils Waxes and Dyes

TUNG OIL - Pure unmodified raw Tung Oil

SUNDRY - Shellacs, Shellac Reducer, Citrus Thinners

KLINGSPOR - Abrasives from Germany



CARBA-TEC NEW ZEALAND LIMITED

Grant Oxenbridge

110 Harris Road, East Tamaki  
PO Box 259 126, Greenmount, Auckland  
Phone (09) 274 9454 Fax (09) 274 9455  
Ph 0800 444 329 (orders only)

Email grant@carbatec.co.nz Website www.carbatec.co.nz

Available as Milled Timber, Slabs or Wood Turning Blocks  
Rimu, Black Maire, Miro, Rewarewa,  
Tawa, Kahikatea, Rata & Macrocarpa

## Ross & Heather Vivian VIVIAN INDIGENOUS TIMBER

P.O. Box 7, Stratford, Taranaki  
Ph/Fax (06) 765 5219  
Email: h.rvivian@xtra.co.nz

Owners of one of the first areas of native bush registered  
with a Sustainable Forest Management Plan in N.Z.



### Mini Lathes - FREE Loans

The Club has a few mini lathes available for use by members, at no cost, in their home workshops, club events or in the clubrooms. They come ready to go (just plug & play) complete with a Nova chuck and a set of tools. Usually they are available for two weeks, but depending on demand, extra time can be arranged. Turning blanks and a variety of finishing materials are available for purchase at the club shop.



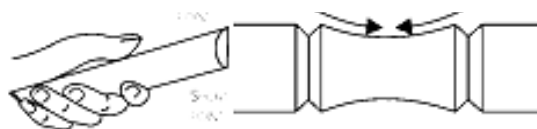
- Enquiries to Mac Duane, Tom Pearson  
or a Committee member.

## A BEGINNER'S GUIDE TO WOODTURNING

Original artwork and text by George Flavell

Now in its sixth edition with 58 pages of clear line drawings and text specifically aimed at the learner turner. Safety, tools, wood gathering, spindle work, bowls, hollow forms, and more.

Just \$20.00, sent to the Guild Secretary (more if you live further than a local postage stamp away).



If undelivered, please return to:  
24 Botanic View Rd, Manurewa,  
AUCKLAND, NEW ZEALAND

Place  
Stamp  
Here