

# TurningTalk

Turning Tomorrow's Treasures

Issue No 207

Newsletter of the South Auckland Woodturners Guild

January 2013

## Christmas Sale Report

By Dick Veitch

This is the fourteenth year we have held a pre-Christmas sale of woodturning in Papakura. This is the fourteenth year that we can be really pleased with the results. Even better this year because I have declared this the best sale ever.

It is not easy to come up with that declaration because there is one year when we sold more items; there were two years when a greater percentage of items were sold; and there have been years when the average sell price was higher; but there has never been a year when each participating member has sold so many items.

Twenty-six members offered 2025 items for sale and sold 66% of them.

The shop that Terry found for us was right on the main street, and with a wide and open front. More floor space than ever before too. This allowed all items to be on display from the start.



The phone calls to past customers reaped huge benefits, thanks to all who helped with that. Time and time again customers would thank us for the call. Then they would buy something and put their name and number in the box for next year.

Another interesting statistic is that while the average price of the items we are offering for sale has risen by about 7% over the 14 years, the average price of items sold has barely changed. That does not mean that we should lower the prices of our already under-priced work!

We will certainly be looking for an empty shop again towards the end of 2013.

## In this Issue

Christmas Sale	1
Calendar	2
Oval Turning	3
Tunneled Ball	4
Saturn Box	5
End of Year	6

## SAWG Committee

### President

Bruce Wood 626 3840

### Vice President

Darryl Pointon 294 7734

### Past President

Bob Yandell 537 3815

### Secretary

Robert Smith 536 4243

### Treasurer

David Jones 299 5110

### Editor

Ian Connolly 296 1312

### Members

Lindsay Amies 537 1597

Mac Duane 299 6286

Cathy Langley 630 3091

Terry Scott 297 7051

Les Sivewright 534 7943

Dick Veitch 298 5775

### Webmaster

Michele Pointon 294 7736

### Club Meetings:

Wednesday Nights 7:00pm  
(Doors open 5:00pm)

### Club Rooms:

Papatoetoe Community Centre,  
Tavern Lane, Papatoetoe,  
Auckland, New Zealand

### Website:

<http://www.sawg.org.nz>

### Correspondence

Robert Smith  
21 Omana Heights Drive  
Maraetai  
Auckland 2018  
[rasmith@ihug.co.nz](mailto:rasmith@ihug.co.nz)

### Newsletter contributions

[editor@sawg.org.nz](mailto:editor@sawg.org.nz)

## Contributors this Month

Mac Duane  
Annita Fritz  
Dick Veitch  
Bob Yandell  
Photos - Ross Johnson



**South Auckland  
Woodturners Guild**  
is a member of the  
**National Association of  
Woodworkers NZ Inc.**  
and the  
**American Association of  
Woodturners**



Our meetings are held Wednesday evening in our clubrooms in the Papatoetoe Stadium Community Centre, Tavern Lane, Papatoetoe (see [www.sawg.org.nz](http://www.sawg.org.nz) for directions). The official meeting starts at 7:00pm.

For those wishing to make use of the machinery, do some shopping, check out the library, get some advice, or just socialise the doors open at 5:00pm.

Meetings include General Business, Show & Tell, Reports on Club Events and the demo or activity listed below.

Futher information and the most up-to-date calendar can be found on our website at <http://www.sawg.org.nz>

## Club Meeting Programme Term 1 2013

Jan	30th	Wig Stands - David Jones
Feb	6th	Hands on - Wig Stands
	13th	Lidded Box - Graeme MacKay
	20th	Wig Stand Stems - Dick Veitch
	27th	Alan's 800km walk in Spain - Alan Day
Mar	6th	Resin - Making Molds, pouring, turning to finished pen - Bruce Wood
	13th	Hot Rod your Lathe - Dick Veitch
	20th	Natural Edge Bowl - Bruce Wiseman
	27th	TBC
Apr	3rd	From the Tree to the Lathe - Ian Outshoorn
	10th	Potpourri Bowl - Ross Johnson
	17th	Last Night Term, Life Member Award, Term Project Judging

## Upcoming Events

Feb	20th	Easter Show Entries Close
Mar	8th - 10th	Lake Taupo Woodturning Jamboree
	9th - 16th	Collaboration NZ 2013
	16th	Six Span Turn 'a' Round - South Otago Woodcraft Inc.
	23rd	Scrollsaw Workshop - Tauranga Woodcrafters Club
	23rd	Full day demonstration at SAWG by Peter Oliver. An interesting, and different, woodturner. We will have more details closer to date.
	28th - 1st	Easter Show
Apr	19th - 21st	Waioara Turn Inn - Otago Woodturners Guild Inc.
Sep	27th - 29th	SAWG Participation @ Camp Adair.

Regularly Updated Calendars of Events can always be viewed at [www.sawg.org.nz](http://www.sawg.org.nz) and [www.naw.org.nz](http://www.naw.org.nz) (including entry forms)

## Macs Maxim

*The Older We Get  
The Better We Were!*

- Mac Duane





# Club Night Action

Wednesday 21st November

## Oval Turning - Ted McKinstry

by Annita Fritz

Ted came over from West Auckland Woodturners to show us how to go about oval turning.

He made reference to the book by David Springett, *Adventures in Woodturning - Part III* of this book is all about Elliptical Turning, including the instructions for making the chuck/jig. (Available in the guild library)

The jig that Ted was using had a 6 inch cam, and was used at around 200rpm.

Get yourself a friend and the book to help you build the jig.

Ted explained a fair amount about the process and the jig, and showed examples of his work. He then demonstrated the process of making a picture frame.

### Picture Frame

He mounted a flat piece of wood on his backing plate with screws in the waste area in the centre. What was to become the back of the frame was facing the tailstock.


He cut the part way through the back, where the photo would go and also cut on the side giving the basic shape of the frame. This should then be sanded and finished.

He then turned the piece over, and as well as the centre screws he used double sided tape to secure the frame area. He then cut the front of the picture frame

The final step was to cut through to separate the centre. The oval picture frame is there, take the centre part away by removing the screws.

Sand and finish to suit (being careful as it is only held on by double sided tape).

This was an awesome demo but I would need a lot of time to create this elliptical piece



# Club Night Action

Wednesday 28th November

## Tunneled Ball - Bruce Wood

As with all demos by Bruce, he came well prepared and provided a great deal of information for us to take on board. First he showed us one of his processes for turning a ball without a ball cutting jig, then he showed us how he made his tunneled ball.

### Freehand Ball

Blank 70mm square and 90 to 100mm long.

Between centres round the timber.

Put a mark half way down the cylinder, this will be the centreline for the ball.

Remove waste, leaving a 35mm each side of the centreline (70mm diameter of ball).

Rough out ball.

Use a cup of wood to burn the high points on the ball, trim off high points, and repeat until ball shape finalised.

Part off, this must be done with care to avoid tear out.

Mount between two wooden cups and trim of spigots.

Sand, rotate 90°, sand.

### Tunneled Ball

Block of wood 145x145x169 for a ball of 140mm with 30mm offset.

Drill offset holes.

Turn sphere, using a sphere cutting tool makes it simpler to make a ball to the exact dimensions required.

Mount in jig, using the drilled holes to align the sphere.



Drill hole with 47mm forstner bit, just over half way.

Cut "bowl", taking care of the hit/miss nature. Watch the knuckles.

Clean up and sand the hole before moving on to the next one.

Do the same to the one diagonally opposite.

Then the other two holes, once the hollowing is completed, finish as desired.





# Club Night Action

Wednesday 5th December

## Dick Veitch – Saturn Box

by Bob Yandell

Dick came with a plan, samples of the output and only as Dick can, took us through the steps to produce the Saturn Box. A detailed instruction sheet is on the club website under Projects, Box, Saturn.

### A few key points, not in the Project Sheet, were identified:

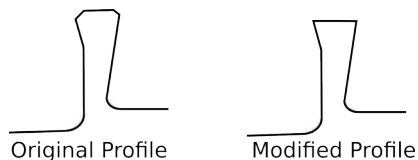
The choice of wood is critical and hard woods, such as Rimu and Pohutukawa are ideal.

Consider the angle of the Saturn Ring and around  $9^\circ$  gives the better result so you need to determine the off-centre points, if the finial and stand are the same length then these off-centre points will be equal, but if not you need to determine each.

Take care making the chuck bites at each end as there must be sufficient wood on each bite, centre and off-centre, so the piece can be held. Make centre bites first on each end then off-centre bites.

Dick had modified a set of 50mm jaws so the outer surface was the widest with the removal of the rolled edge.



When using the off-centre bites mark the centre of the Saturn ring with a soft pencil, so easily removed and the wood not marked. Clear away waste wood of sphere and check profile with a bottle cap. Dick used a “D”, half circle the size of the sphere to “eye” the



profile remembering the centre of the ring is the centre of the sphere. SHARP CHISELS AT ALL TIMES.

After hollowing and forming the box and lid use a couple or so dabs of hot melt glue to hold the lid and box together.

As usual the demonstration was not only interesting and informative but was a challenge even for Dick, so good luck.





# Club Night Action

Wednesday 12th December

## End of Year

The last club night of the year kicked off a little earlier than usual with a barbecue. It was extremely well catered by the members/wives/partners.

Once everybody had a nice full stomach the meeting kicked off.

We had Show and Tell, Notices and then there were a number of awards presented.

Table prize for the term - Colin Wise

Life Members Award - Richard Johnstone

Awards for various things that were said or done over the year went to Terry Scott, Michele Pointon, Jim Newland, Richard Johnstone and Alan Day.

We took a break to wrap all the toys and bowls for Kids First, then back into the awards. Special thanks to all those that made something, I am sure all these items are gratefully received by those in hospital over the holidays.

More awards were presented

Term Project - Colin Wise

Most Improved Woodturner - Cam Cosford

Dick had constructed a Role of Honour for all those that helped out at the Symposium, he read through the very long list.

Special Awards were also presented to Bryony Veitch and Lynn Smart for their extra assistance at the symposium.

Lets make 2013 another successful year for the club, this will be the 30th year of SAWG.





# Sponsors' page

We value the support of our Sponsors. Please use their services whenever possible.

## TIMBER

WOODTURNING BLANKS, SLABS & PLANKS

- GOOD SELECTION TO CHOOSE FROM -
- RECUTTING AND MACHINING SERVICE -

PHONE OR FAX 09 238 6197

**JIM DOWNS**

15 COULSTON RD, R.D.2, PUKEKOHE EAST

# wattyl®

All products available from the Wattyl Trade Depots.

Manukau, 15 Jack Conway Ave. Phone: 263 6848

Takanini, 349 Great South Rd. Phone: 299 2137

**Special rates for SAWG members**



Suppliers of Abranet and Klingspor abrasives sandpapers, discs and belts.

- Richard Lawton -

Ph: (09) 575 7681



## GP SAWDOCTORS LTD

**Alan Gater & Natalya Gater**

21 Andromeda Crescent, East Tamaki, Auckland, New Zealand

T: 09 274 1700 F: 09 529 9081 E: sales@gpsaws.co.nz



# BRIWAX®

The Professional's Choice

# Hunter Tool Systems

Razor-sharp, long-lasting edges for turners.

[www.hunterwoodturningtool.com](http://www.hunterwoodturningtool.com)



## POWERTOOL CENTRE

88 THE MALL  
ONEHUNGA

PH: (09) 634 2511  
FAX: (09) 634 1329

# CEG-BROOK

ELECTRIC MOTORS

VARIABLE SPEED DRIVES

Motor Technologies Ltd Trading as: CEG-BROOK

Postal: PO Box 204 198, Highbrook, Auckland 2161

Physical: 63 Allens Road, East Tamaki, Auckland

Phone # 09 274 5353

# CARBA-TEC®

TOOLS FOR WOOD

CARBA-TEC NEW ZEALAND LIMITED

**Grant Oxenbridge**

110 Harris Road, East Tamaki

PO Box 259 126, Greenmount, Auckland

Phone (09) 274 9454 Fax (09) 274 9455

Ph 0800 444 329 (orders only)

Email [grant@carbatec.co.nz](mailto:grant@carbatec.co.nz) Website [www.carbatec.co.nz](http://www.carbatec.co.nz)



**Carroll's**  
Woodcraft Supplies

Jim & Irene  
03 5251 3874

cws01@tpg.com.au  
www.cws.au.com

66 Murradooc Road Drysdale Victoria 3222

**KTMP**  
*If you like the view,  
So do we!*




Woodturning School of Excellence and makers of DVDs

**www.ktmp.co.uk**

Hunters Lodge, Church Lane, Strubby  
Lincolnshire, LN13 0LR, UK

**STEEL TOOLZ LTD** 021 1038844 katools.co.nz


TUNGSTEN CARBIDE TIPPED CHISELS



**EASY WOOD TOOLS**  
MADE IN AMERICA

HOLLOWERS, ROUGHERS,  
FINISHERS, DETAILERS,  
CHUCKS & FACEPLATES  
steelgi@hotmail.com


ROTARY TOOLS FOR  
ANGLE GRINDERS



SANDING BULBS  
FLEXIBLE SHAFTS  
MINIATURE  
CARVING SETS

**KING ARTHUR'S  
TOOLS**

CARBIDE BURRS



5- 30,000 RPM  
1/8" & 1/4" SHAFTS

**SABURR  
TOOTH**  
CARBIDE COATED ROTARY TOOLS

**www.timberlywoodturning.co.nz**

Rotary Tool  
Burrs



Wide variety  
available



**TERRY SCOTT**  
NZ Agent for  
**BURNMASTER®**  
Also  
**Woodcut**  
TOOLS LIMITED

See website for more

Contact: [timberly@xta.co.nz](mailto:timberly@xta.co.nz) for an info sheet or ph: (09) 297 7051

*Remember, if I cannot break it, no-one can!*



**WOODTURNERS**  
SOUTH AUCKLAND  
WOODTURNERS GUILD INC.  
TURNING TOMORROW'S TREASURES

If undelivered, please return to:  
PO Box 98836  
Manukau City  
Auckland 2241

Place  
Stamp  
Here